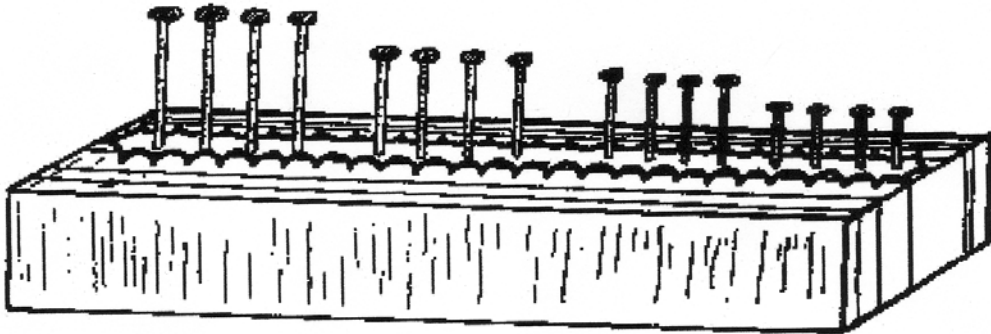




Drums



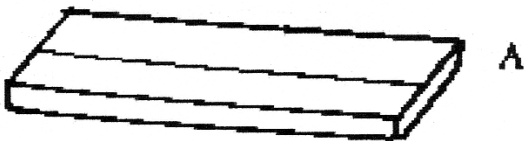
This makes a soft, bell-like sound.

Materials:

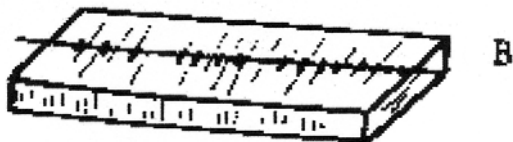
- *1 block of wood 10" x 2" x 2". Try to have the grain of the wood going across rather than lengthwise (this keeps the wood from splitting when hammering nails).
- *Nails of different sizes (16 were used in the diagram)
- *1 large nail for strumming
- *hammer
- *paint or marking pens (optional)

To Make:

1. Draw a line the length of the wood in the center (A).



2. Mark where to place nails (B). The nails are grouped according to size (C).





3. Hammer the nails in the marked spots.
4. If desired, the block of wood may be decorated with paint or marking pens.

To Play:

Use the large nail to run down the line of nails in a rhythmic fashion. The different lengths of the nails make different bell-like sounds.